





ALLREDI® AIRLESS SPRAY HOSE & COUPLINGS



PART NUMBERS AND SCHEMATICS GUIDE

Company Profile

Allredi was formed in the early 2020, when two of the largest distributors in the blasting, coating, safety, and environmental industry, APE Companies and Marco Group International, joined forces. While the qualities both companies are known for have not changed, a lot about our business is new. New abilities. New agilities. New ways to help you win. This calls for a new name, Allredi.

This name exemplifies what we have become. It is completely oriented to the needs of our customers. To your needs. It says that when you call us for anything – products, service, expert advice, anything – you can consider it done. Or even better, Allredi done.

We are your right-now supplier. From skills to SKUs, we deliver the goods fast. So you can be more agile every minute, every day. This is who we are. This is what our new name means. Go ahead and expect excellence, because we're bringing it.

Our Mission and Vision

To be the industry's preferred partner in surface preparation solutions through unrivaled technical expertise, customer experience, product availability, and tailored service offerings.


The Allredi Difference



- **Industry Experience** – With Allredi on your team, you have access to expertise which can only come from decades of industry leadership. We have organized our engineering department, production specialists, customer operations, and safety support into a "Center of Competence." As an Allredi customer, you have access to hundreds of years of cumulative experience related to your operations.
- **Manufacturing Excellence** – Allredi is a U.S. based manufacturer of equipment for the Surface Preparation and Protective Coatings industries. Allredi's engineers benchmark the industry to ensure that we design and manufacture superior products that set the "Gold Standard" for performance, safety, and quality.
- **Legendary Customer Service** – Allredi's legendary customer service team is staffed by friendly, highly-trained individuals who are focused on providing the highest level of product support, order accuracy, and customer satisfaction.
- **Product Availability** – We stock over 10,000 SKU's and have over 45 shipping locations to serve North American and International markets for all major brands of blasting, coating, environmental, and safety equipment. Allredi is your right-now supplier, so you can keep your projects moving. From our foundation of strong relationships, we have built a nationwide network that puts vast inventory and ready service close to our customers. We provide advanced expertise, and we deliver the goods fast – so you can easily access the products and services you need to me more agile every minute, every day.
- **Technology Leadership** – Our website provides: Operator's Manuals, Part Numbers and Schematics Guides, SDS information, and key product features and specifications, providing access to information 24/7.

TABLE OF CONTENTS


Company Profile	2
Table of Contents	3
Airless Spray Hose & Couplings	4-11
1/8" I.D. Airless Spray Hose & Couplings.	4
3/16" I.D. Airless Spray Hose & Couplings.	5
1/4" I.D. Airless Spray Hose & Couplings.	6-7
3/8" I.D. Airless Spray Hose & Couplings.	8
1/2" I.D. Airless Spray Hose & Couplings.	9
3/4" I.D. Airless Spray Hose & Couplings.	10
1" I.D. Airless Spray Hose & Couplings	11
Optional Accessories	12-14
Swivel Couplings	12
Swivel Adaptor Unions	13
Filters	14
Maintenance Notes	15



PART NUMBERS AND SCHEMATICS GUIDE

		1/8" I.D. AIRLESS SPRAY HOSE - COUPLED					
Part Numbers		Working Pressure	Length (feet)	Braid Reinforcement Material	Hose Cover Color	Couplings	U.O.M.
	2000321	5,075 psi	25'	Steel	Yellow	Female x Female	One Each
	2000320	5,075 psi	50'	Steel	Yellow	Female x Female	One Each
	20EFPA12100FTFBE	5,075 psi	100'	Steel	Yellow	Female x Female	One Each

		1/8" I.D. AIRLESS SPRAY HOSE HEX NIPPLES		
Part Numbers		Thread Style	Working Pressure	U.O.M.
	20PFHA24SA0404	1/4" Male x 1/4" Male	6,000 psi	One Each
	2073122	1/4" Male x 1/4" Male	15,000 psi	One Each
	20PFHA24SA0604	1/4" Male x 3/8" Male	6,000 psi	One Each
	2073123	1/4" Male x 3/8" Male	10,000 psi	One Each


PART NUMBERS AND SCHEMATICS GUIDE

		3/16" I.D. AIRLESS SPRAY HOSE - COUPLED					
Part Numbers		Working Pressure	Length (feet)	Braid Reinforcement Material	Hose Cover Color	Couplings	U.O.M.
	2000310	5,075 psi	50'	Steel	Yellow	Female x Female	One Each
	20EFPA13100FTFBE	5,075 psi	100'	Steel	Yellow	Female x Female	One Each



		3/16" I.D. AIRLESS SPRAY HOSE HEX NIPPLES		
Part Numbers		Thread Style	Working Pressure	U.O.M.
	20PFHA24SA0404	1/4" Male x 1/4" Male	6,000 psi	One Each
	2073122	1/4" Male x 1/4" Male	15,000 psi	One Each
	20PFHA24SA0604	1/4" Male x 3/8" Male	6,000 psi	One Each
	2073123	1/4" Male x 3/8" Male	10,000 psi	One Each

PART NUMBERS AND SCHEMATICS GUIDE


1/4" I.D. AIRLESS SPRAY HOSE WITH SPRING GUARD - COUPLED



	Part Numbers	Working Pressure	Length (feet)	Braid Reinforcement Material	Hose Cover Color	Couplings	U.O.M.
	2000006	3,625 psi	15'	Polyester	Blue	Female x Female	One Each
	2000003	3,300 psi	3'	Polyester	Blue	Female x Female	One Each
	2000002	3,300 psi	10'	Polyester	Blue	Female x Female	One Each
	2000001	3,300 psi	25'	Polyester	Blue	Female x Female	One Each
	2000000	3,300 psi	50'	Polyester	Blue	Female x Female	One Each

1/4" I.D. AIRLESS SPRAY HOSE HEX NIPPLES


	Part Numbers	Thread Style	Working Pressure	U.O.M.
	10100523	1/4" Male x 1/4" Male	6,000 psi	One Each
	2073122	1/4" Male x 1/4" Male	15,000 psi	One Each
	20PFHA24SA0604	1/4" Male x 3/8" Male	6,000 psi	One Each
	2073123	1/4" Male x 3/8" Male	10,000 psi	One Each




PART NUMBERS AND SCHEMATICS GUIDE

		1/4" I.D. AIRLESS SPRAY HOSE - COUPLED					
	Part Numbers	Working Pressure	Length (feet)	Braid Reinforcement Material	Hose Cover Color	Couplings	U.O.M.
	2000008	4,000 psi	100'	Nylon	Blue	Female x Male	One Each
	2000023	5,000 psi	3'	Steel	Black	Female x Female	One Each
	20EFPA146FTFBE	5,000 psi	6'	Steel	Black	Female x Female	One Each
	2000022	5,000 psi	10'	Steel	Black	Female x Female	One Each
	2000021	5,000 psi	25'	Steel	Black	Female x Female	One Each
	2000020	5,000 psi	50'	Steel	Black	Female x Female	One Each
	2000024	5,000 psi	100'	Steel	Black	Female x Female	One Each
	1071010	5,000 psi	60'	Steel	Black	Female x Female	One Each
	2000033	6,170 psi	3'	Steel/Polyester	Green	Female x Female	One Each
	2000034	6,170 psi	6'	Steel/Polyester	Green	Female x Female	One Each
	2000032	6,170 psi	10'	Steel/Polyester	Green	Female x Female	One Each
	2500036	6,170 psi	15'	Steel/Polyester	Green	Female x Female	One Each
	2000031	6,170 psi	25'	Steel/Polyester	Green	Female x Female	One Each
	2000030	6,170 psi	50'	Steel/Polyester	Green	Female x Female	One Each
	2000035	6,170 psi	100'	Steel/Polyester	Green	Female x Female	One Each
	2000093	10,000 psi	3'	Aramid/Steel	Black	Female x Female	One Each
	2000094	10,000 psi	6'	Aramid/Steel	Black	Female x Female	One Each
	2000092	10,000 psi	10'	Aramid/Steel	Black	Female x Female	One Each
	2000091	10,000 psi	25'	Aramid/Steel	Black	Female x Female	One Each
	2000090	10,000 psi	50'	Aramid/Steel	Black	Female x Female	One Each
2000095	10,000 psi	100'	Aramid/Steel	Black	Female x Female	One Each	


		1/4" I.D. AIRLESS SPRAY HOSE HEX NIPPLES		
	Part Numbers	Thread Style	Working Pressure	U.O.M.
	20PFHA24SA0404	1/4" Male x 1/4" Male	6,000 psi	One Each
	2073122	1/4" Male x 1/4" Male	15,000 psi	One Each
	20PFHA24SA0604	1/4" Male x 3/8" Male	6,000 psi	One Each
	2073123	1/4" Male x 3/8" Male	10,000 psi	One Each



PART NUMBERS AND SCHEMATICS GUIDE

		3/8" I.D. AIRLESS SPRAY HOSE - COUPLED					
Part Numbers		Working Pressure	Length (feet)	Braid Reinforcement Material	Hose Cover Color	Couplings	U.O.M.
	2000043	3,500 psi	3'	Steel	Red	Female x Female	One Each
	2000042	3,500 psi	10'	Steel	Red	Female x Female	One Each
	2000041	3,500 psi	25'	Steel	Red	Female x Female	One Each
	2000040	3,500 psi	50'	Steel	Red	Female x Female	One Each
	2000048	3,500 psi	75'	Steel	Red	Female x Female	One Each
	2000007	3,500 psi	100'	Steel	Red	Female x Male	One Each
	2000053	5,600 psi	3'	Steel	Navy	Female x Female	One Each
	2000054	5,600 psi	6'	Steel	Navy	Female x Female	One Each
	2000052	5,600 psi	10'	Steel	Navy	Female x Female	One Each
	2000051	5,600 psi	25'	Steel	Navy	Female x Female	One Each
	2000050	5,600 psi	50'	Steel	Navy	Female x Female	One Each
	2000049	5,600 psi	100'	Steel	Navy	Female x Female	One Each
	2000113	8,000 psi	3'	Aramid/Steel	Red	Female x Female	One Each
	2000114	8,000 psi	6'	Aramid/Steel	Red	Female x Female	One Each
	2000112	8,000 psi	10'	Aramid/Steel	Red	Female x Female	One Each
	2000111	8,000 psi	25'	Aramid/Steel	Red	Female x Female	One Each
	2000110	8,000 psi	50'	Aramid/Steel	Red	Female x Female	One Each
	2000115	8,000 psi	100'	Aramid/Steel	Red	Female x Female	One Each


		3/8" I.D. AIRLESS SPRAY HOSE HEX NIPPLES		
Part Numbers		Thread Style	Working Pressure	U.O.M.
	20PFHA24SA0606	3/8" Male x 3/8" Male	6,000 psi	One Each
	2073133	3/8" Male x 3/8" Male	15,000 psi	One Each
	20PFHA24SA0604	1/4" Male x 3/8" Male	6,000 psi	One Each
	2073123	1/4" Male x 3/8" Male	10,000 psi	One Each
	20PFHA24SA0806	3/8" Male x 1/2" Male	6,000 psi	One Each




PART NUMBERS AND SCHEMATICS GUIDE

		1/2" I.D. AIRLESS SPRAY HOSE - COUPLED					
	Part Numbers	Working Pressure	Length (feet)	Braid Reinforcement Material	Hose Cover Color	Couplings	U.O.M.
	2000199	5,000 psi	25'	Steel	Black	Female x Female	One Each
	20100347	5,000 psi	50'	Steel	Black	Female x Female	One Each
	20100350	5,000 psi	100'	Steel	Black	Female x Female	One Each
	2000335	7,250 psi	3'	Aramid/Steel	Black	Female x Female	One Each
	2000064	7,250 psi	6'	Aramid/Steel	Black	Female x Female	One Each
	20GH75010	7,250 psi	10'	Aramid/Steel	Black	Female x Female	One Each
	2000340	7,200 psi	15'	Aramid/Steel	Black	Female x Female	One Each
	2000339	7,200 psi	25'	Aramid/Steel	Black	Female x Female	One Each
	20GH75025	7,250 psi	25'	Aramid/Steel	Black	Female x Female	One Each
	2000328	7,200 psi	50'	Aramid/Steel	Black	Female x Female	One Each
	20GH75050	7,250 psi	50'	Aramid/Steel	Black	Female x Female	One Each
	2000331	7,200 psi	100'	Aramid/Steel	Black	Female x Female	One Each
	20GH7501X	7,250 psi	100'	Aramid/Steel	Black	Female x Female	One Each


		1/2" I.D. AIRLESS SPRAY HOSE HEX NIPPLES		
	Part Numbers	Thread Style	Working Pressure	U.O.M.
	20PFHA24SA0808	1/2" Male x 1/2" Male	6,000 psi	One Each
	20PFHA24SA0806	3/8" Male x 1/2" Male	6,000 psi	One Each
	2073134	3/8" Male x 1/2" Male	10,000 psi	One Each



PART NUMBERS AND SCHEMATICS GUIDE

		3/4" I.D. AIRLESS SPRAY HOSE - COUPLED					
Part Numbers		Working Pressure	Length (feet)	Braid Reinforcement Material	Hose Cover Color	Couplings	U.O.M.
	2000103	6,500 psi	3'	Aramid/Steel	Black	Male x Female	One Each
	2000106	6,500 psi	5'	Aramid/Steel	Black	Female x Female	One Each
	2000102	6,500 psi	10'	Aramid/Steel	Black	Male x Female	One Each
	2000101	6,500 psi	25'	Aramid/Steel	Black	Male x Female	One Each
	2000100	6,500 psi	50'	Aramid/Steel	Black	Male x Female	One Each





		3/4" I.D. AIRLESS SPRAY HOSE HEX NIPPLES		
Part Numbers	Thread Style	Working Pressure	U.O.M.	
	20PFHA24SA1612	3/4" Male x 1" Male	4,500 psi	One Each
	20PFHA24SA1212	3/4" Male x 3/4" Male	5,500 psi	One Each
	20PFHA24SA1208	1/2" Male x 3/4" Male	5,500 psi	One Each

PART NUMBERS AND SCHEMATICS GUIDE






		1" I.D. AIRLESS SPRAY HOSE - COUPLED					
Part Numbers		Working Pressure	Length (feet)	Braid Reinforcement Material	Hose Cover Color	Couplings	U.O.M.
	2001100	4,750 psi	50'	Steel	Black	Female x Female	One Each

		1" I.D. AIRLESS SPRAY HOSE HEX NIPPLES		
Part Numbers		Thread Style	Working Pressure	U.O.M.
	20PFHA24SA1616	1" Male x 1" Male	4,500 psi	One Each
	20PFHA24SA1612	3/4" Male x 1" Male	4,500 psi	One Each


OPTIONAL ACCESSORIES


		SWIVEL COUPLINGS			
Part Numbers		Thread Style	Working Pressure	Seal Material	U.O.M.
	20G223341	1/4" Male x 1/4" Female	3,600 psi	Teflon	One Each
	20G223341B	1/4" Male x 1/4" Female	3,600 psi	Teflon	One Each
	20G239663	1/4" Male x 1/4" Female	3,600 psi	Leather	One Each
	20G236987	1/4" Male x 1/4" Female	7,400 psi	Teflon	One Each
	20G189018	1/4" Male x 1/4" Female	7,400 psi	Teflon	One Each
	20G239663B	1/4" Male x 1/4" Female	7,500 psi	Leather	One Each

OPTIONAL ACCESSORIES

SWIVEL ADAPTOR UNIONS				
	Part Numbers	Thread Style	Working Pressure	U.O.M.
	20G155570	1/4" Female x 1/4" Female	5,000 psi	One Each
	20G156823	1/4" Male x 1/4" Female	5,000 psi	One Each
	20G156823B	1/4" Male x 1/4" Female	5,000 psi	One Each
	20G157705	1/4" Male x 3/8" Female	5,000 psi	One Each
	20G157705B	1/4" Male x 3/8" Female	5,000 psi	One Each
	20G159153	3/8" Male x 1/4" Female	5,000 psi	One Each
	20G155665	3/8" Male x 3/8" Female	5,000 psi	One Each
	20G155665B	3/8" Male x 3/8" Female	7,500 psi	One Each

OPTIONAL ACCESSORIES

		INLINE FILTERS		
		Thread Style	Working Pressure	U.O.M.
	Part Numbers	1/4" Male x 1/4" Female	3,000 psi	One Each
	20G210500B	1/4" Male x 1/4" Female	6,125 psi	One Each

		TIP FILTERS	
		Mesh Size	U.O.M.
	Part Numbers	60	One Each
	20G205265B	60	5/Package
	20G224454	100	5/Package



ALLREDI THERE

Serving these industries: Bridge, Pipeline, Tank & Tower, Concrete Services, Rail, Shipyard & Marine, Pools & Fountains and Foundry

UNITED STATES

Pasadena, TX (*Headquarters*)
844.361.7038

Beaumont, TX
409.722.1284

Bristol, PA
215.826.8080

Corpus Christi, TX
361.887.2038

Davenport, IA
563.324.2519

Deer Park, TX
(*Service & Rental Location*)
281.930.0905

Duluth, GA
800.535.4564

Gonzales, LA
225.647.7575

Harvey, LA
504.367.8090

Houma, LA
985.580.4273

Lafayette, LA
337.267.1440

Theodore, AL
251.338.7525

CANADA

Calgary, Alberta
403.279.1924

Coquitlam, BC
604.464.6979

Edmonton, Alberta
780.468.2588 (Manus)
780.425.5510 (Mod-U-Blast)

Hamilton, Ontario
905.527.6000 / 888.794.5665

Mississauga, Ontario
905.890.5837

Winnipeg, Manitoba
204.256.3324

800-252-7848 / WWW.ALLREDI-US.COM

Allredi™ and Marco® are registered trademarks of Allredi, LLC.
All other brand names or marks are used for identification purposes and are trademarks of their respective owners.

ALLREDI™

Literature #206M325_3/2/2023